FAM Credit Select

Wettbewerbsvergleich seit Auflage
Mit der Morningstar Peergroup
EAA Fund EUR Corporate Bond – Short Term

06.03.2026

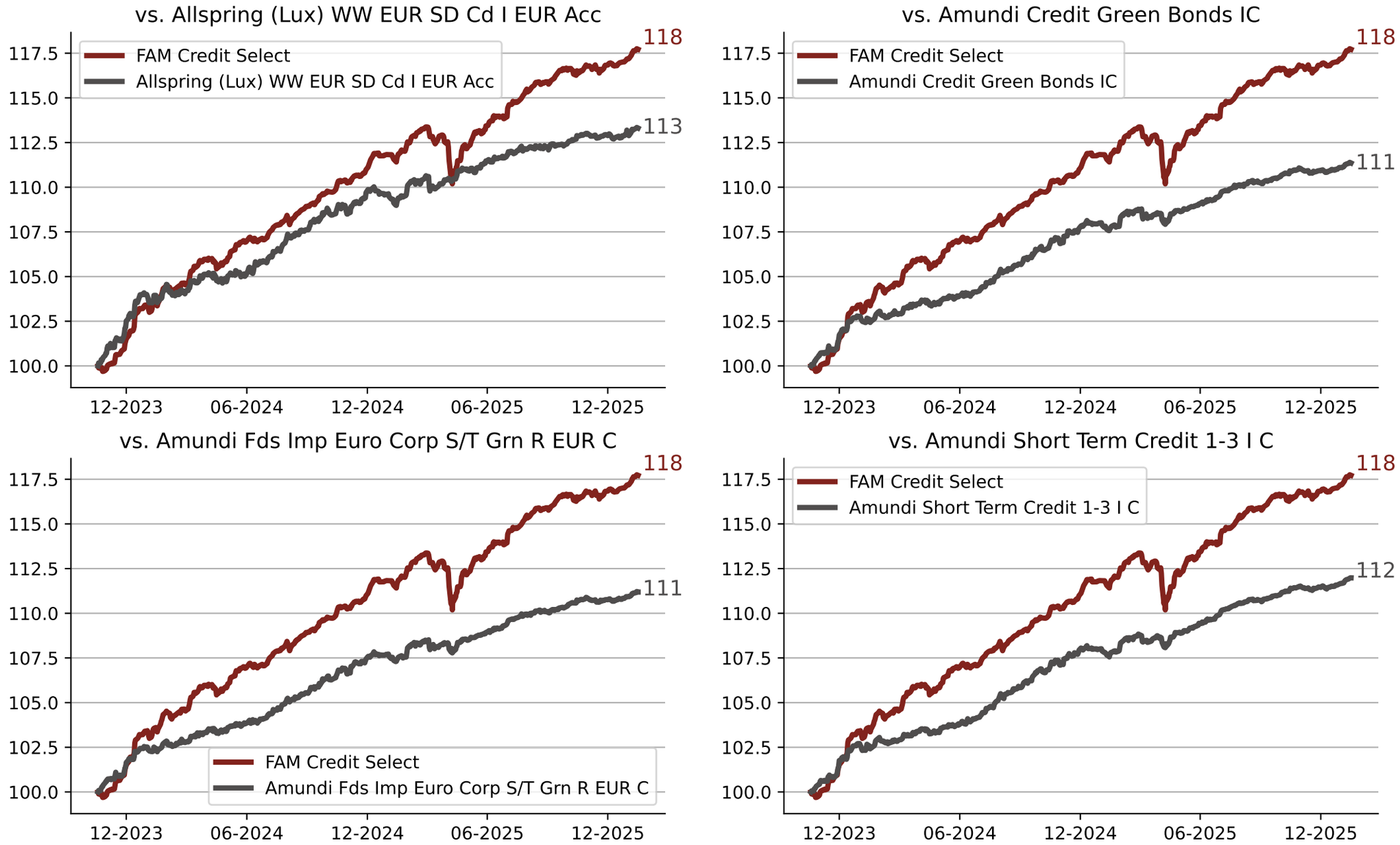
vs. Allspring (Lux) WW EUR SD Cd I EUR Acc
FAM Credit Select
Allspring (Lux) WW EUR SD Cd I EUR Acc
118
113
vs. Amundi Credit Green Bonds IC
FAM Credit Select
Amundi Credit Green Bonds IC
118
111
vs. Amundi Fds Imp Euro Corp S/T Grn R EUR C
FAM Credit Select
Amundi Fds Imp Euro Corp S/T Grn R EUR C
118
111
vs. Amundi Short Term Credit 1-3 I C
FAM Credit Select
Amundi Short Term Credit 1-3 I C
118
112
117.5
115.0
112.5
110.0
107.5
105.0
102.5
100.0
12-2023
06-2024
12-2024
06-2025
12-2025

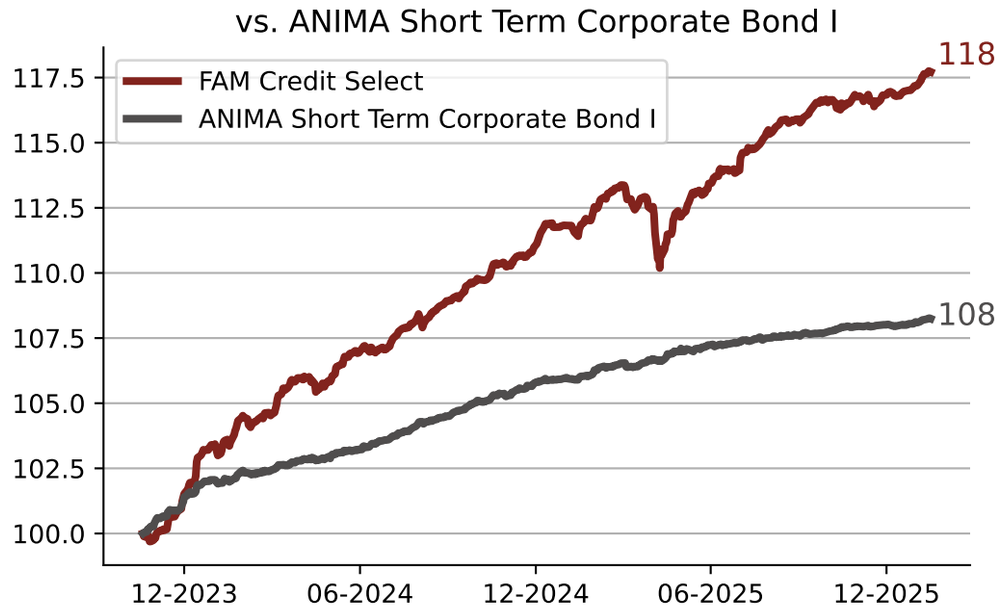
vs. ANIMA Short Term Corporate Bond I
FAM Credit Select
ANIMA Short Term Corporate Bond I
118
108
117.5
115.0
112.5
110.0
107.5
105.0
102.5
100.0
12-2023
06-2024
12-2024
06-2025
12-2025

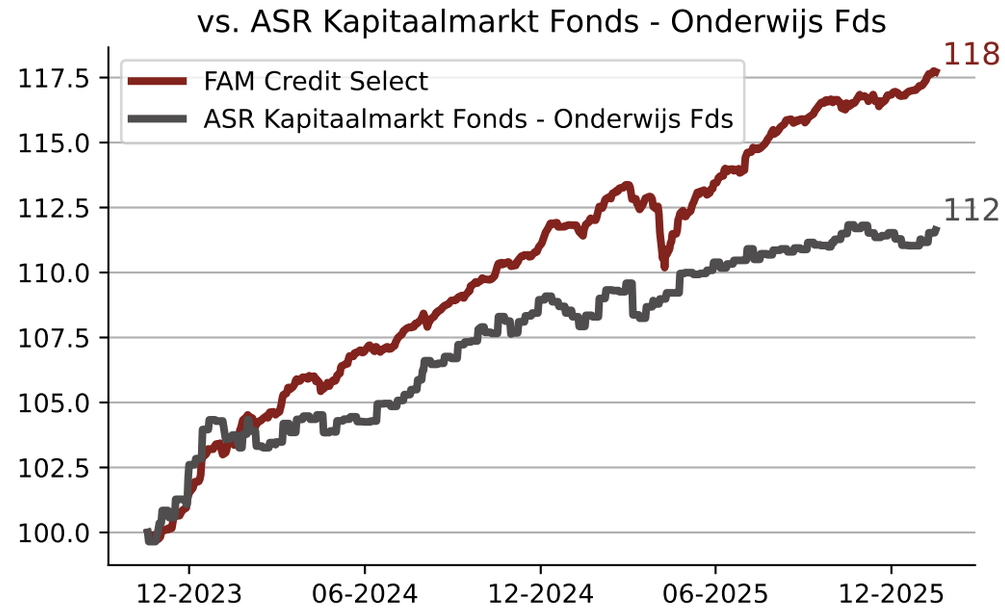
vs. ASR Kapitaalmarkt Fonds - Onderwijs Fds
FAM Credit Select
ASR Kapitaalmarkt Fonds - Onderwijs Fds
118
112
117.5
115.0
112.5
110.0
107.5
105.0
102.5
100.0
12-2023
06-2024
12-2024
06-2025
12-2025

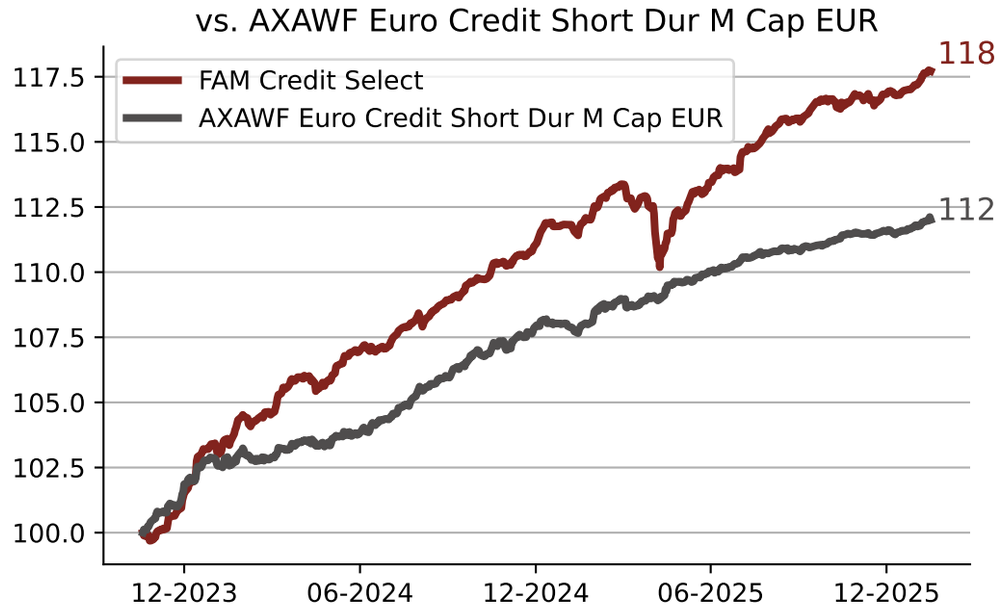
vs. AXAWF Euro Credit Short Dur M Cap EUR
FAM Credit Select
AXAWF Euro Credit Short Dur M Cap EUR
118
112
117.5
115.0
112.5
110.0
107.5
105.0
102.5
100.0
12-2023
06-2024
12-2024
06-2025
12-2025

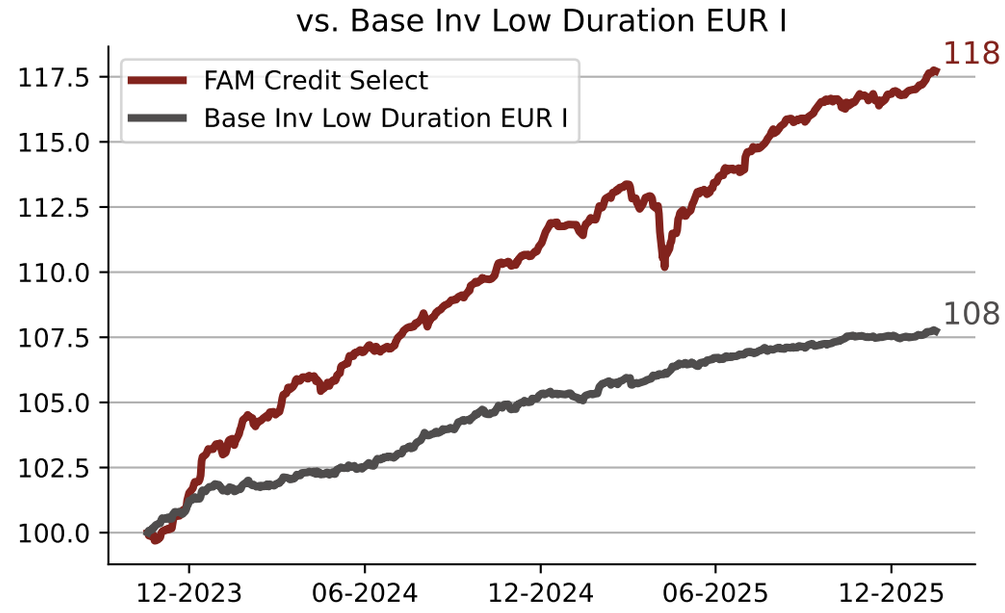
vs. Base Inv Low Duration EUR I
FAM Credit Select
Base Inv Low Duration EUR I
118
108
117.5
115.0
112.5
110.0
107.5
105.0
102.5
100.0
12-2023
06-2024
12-2024
06-2025
12-2025

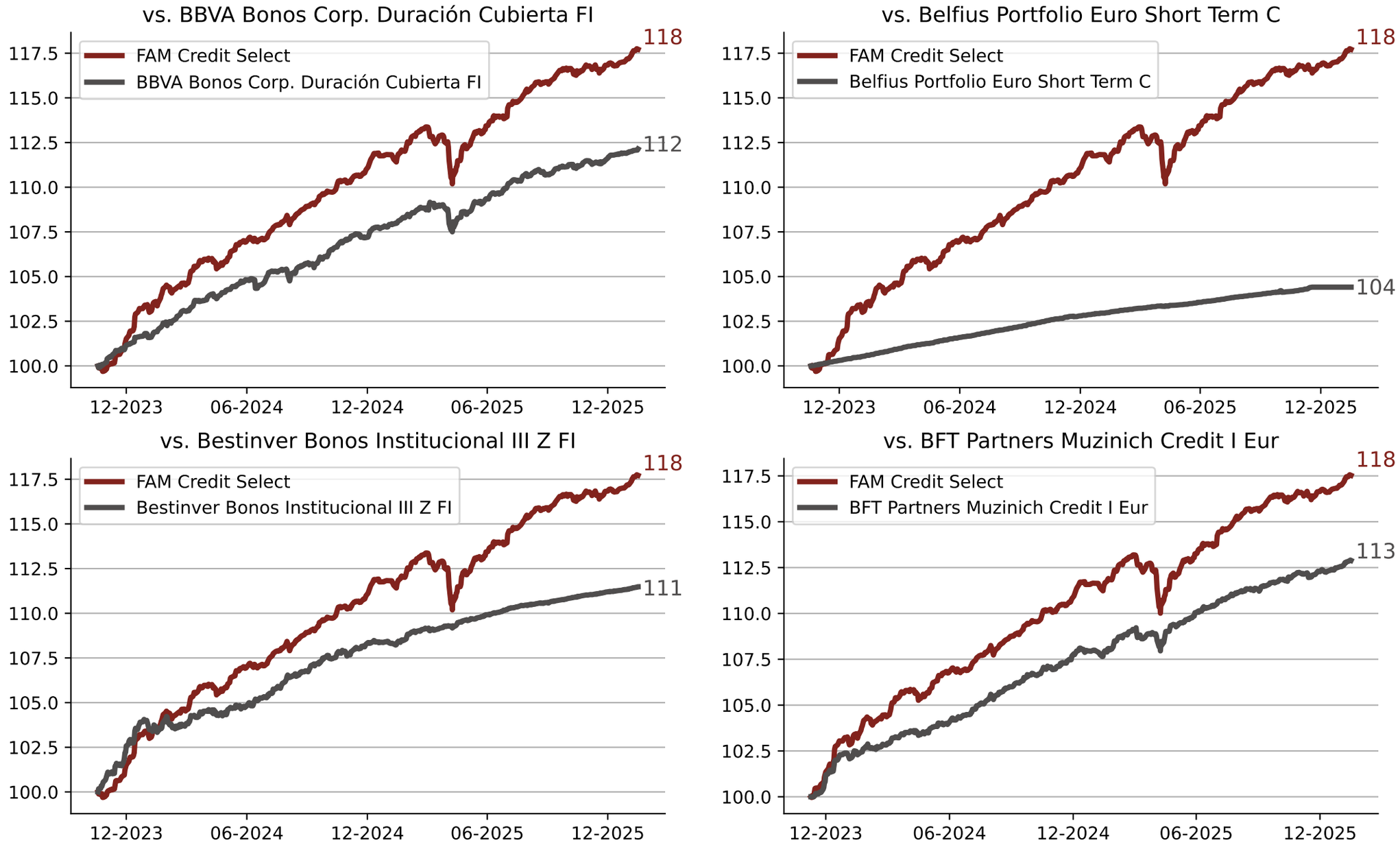
vs. BBVA Bonos Corp. Duración Cubierta FI
FAM Credit Select
BBVA Bonos Corp. Duración Cubierta FI
118
112
vs. Belfius Portfolio Euro Short Term C
FAM Credit Select
Belfius Portfolio Euro Short Term C
118
104
vs. Bestinver Bonos Institucional III Z FI
FAM Credit Select
Bestinver Bonos Institucional III Z FI
118
111
vs. BFT Partners Muzinich Credit I Eur
FAM Credit Select
BFT Partners Muzinich Credit I Eur
118
113
117.5
115.0
112.5
110.0
107.5
105.0
102.5
100.0
12-2023
06-2024
12-2024
06-2025
12-2025

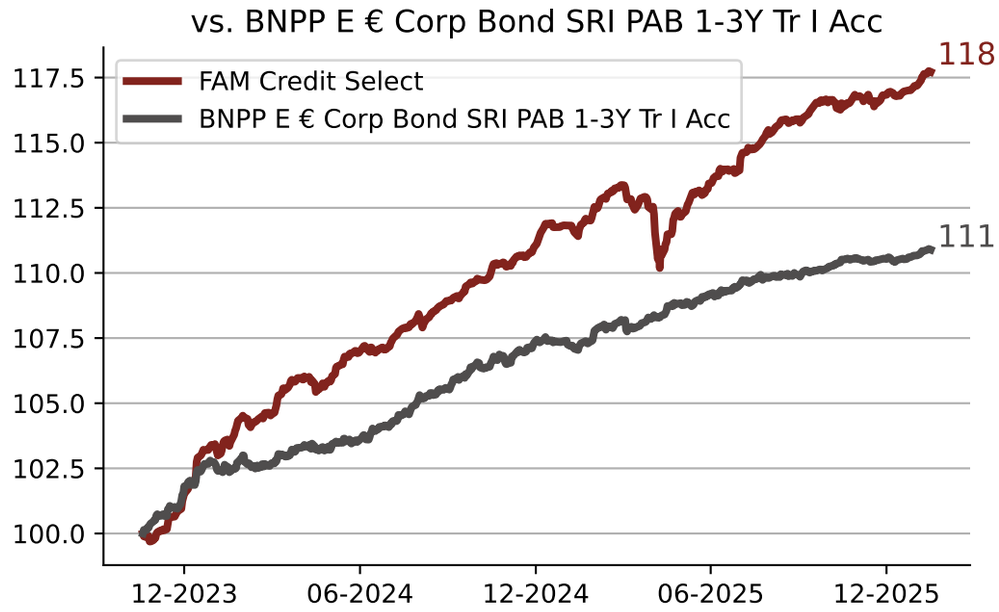
vs. BNPP E € Corp Bond SRI PAB 1-3Y Tr I Acc
FAM Credit Select
BNPP E € Corp Bond SRI PAB 1-3Y Tr I Acc
118
111
117.5
115.0
112.5
110.0
107.5
105.0
102.5
100.0
12-2023
06-2024
12-2024
06-2025
12-2025

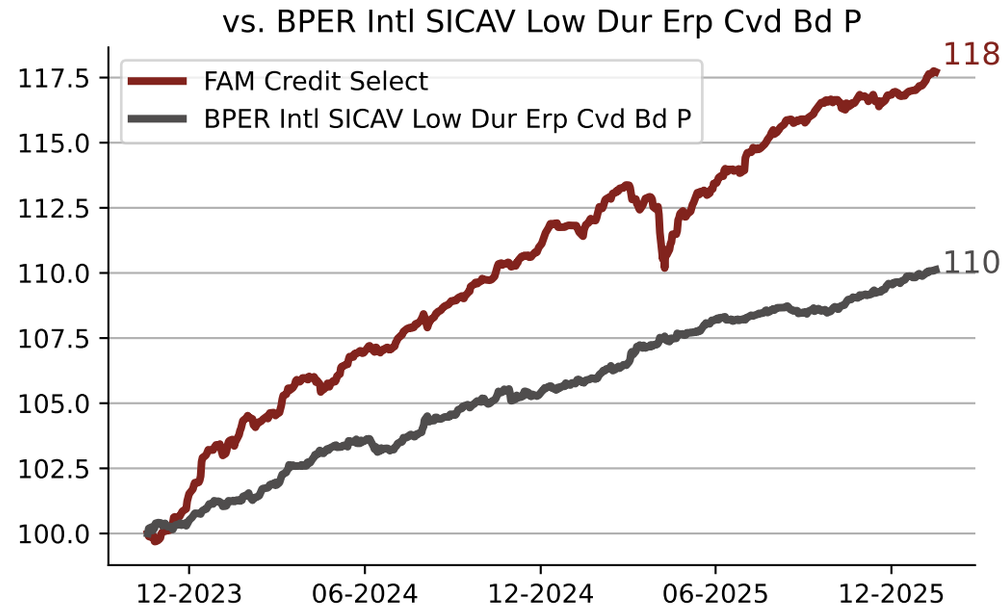
vs. BPER Intl SICAV Low Dur Erp Cvd Bd P
FAM Credit Select
BPER Intl SICAV Low Dur Erp Cvd Bd P
118
110
117.5
115.0
112.5
110.0
107.5
105.0
102.5
100.0
12-2023
06-2024
12-2024
06-2025
12-2025

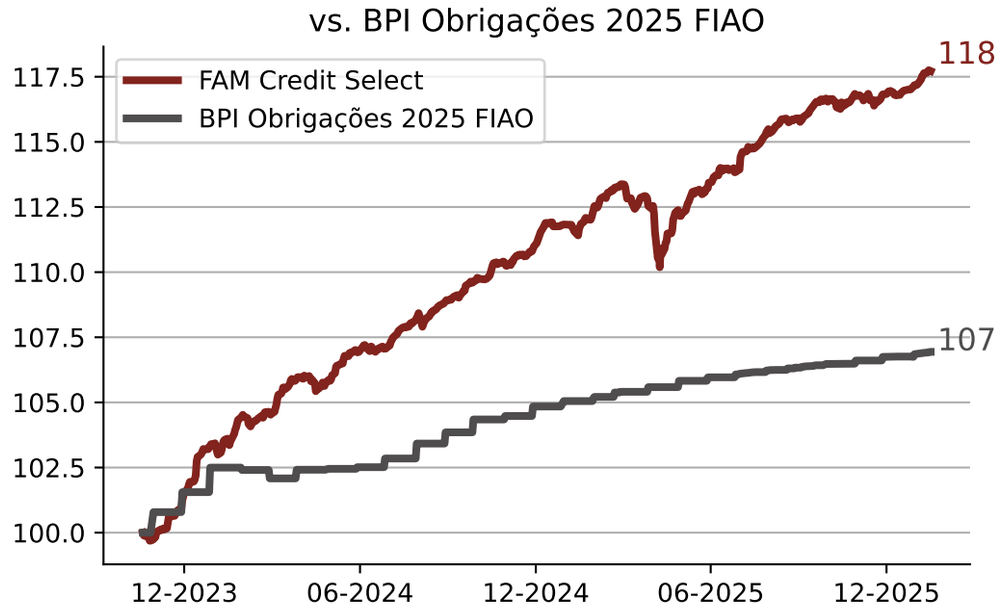
vs. BPI Obrigações 2025 FIAO
FAM Credit Select
BPI Obrigações 2025 FIAO
118
107
117.5
115.0
112.5
110.0
107.5
105.0
102.5
100.0
12-2023
06-2024
12-2024
06-2025
12-2025

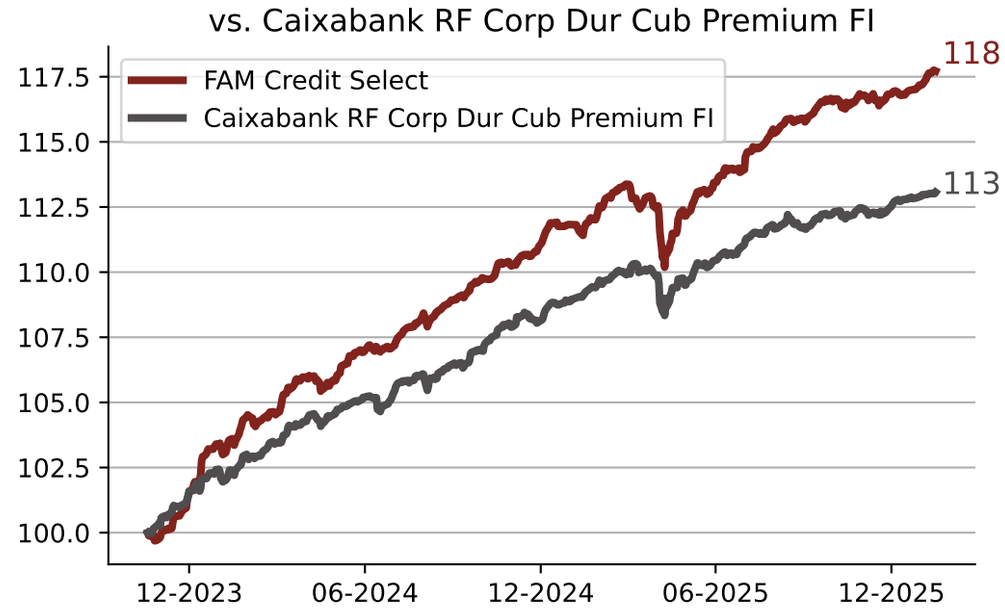
vs. Caixabank RF Corp Dur Cub Premium FI
FAM Credit Select
Caixabank RF Corp Dur Cub Premium FI
118
113
117.5
115.0
112.5
110.0
107.5
105.0
102.5
100.0
12-2023
06-2024
12-2024
06-2025
12-2025

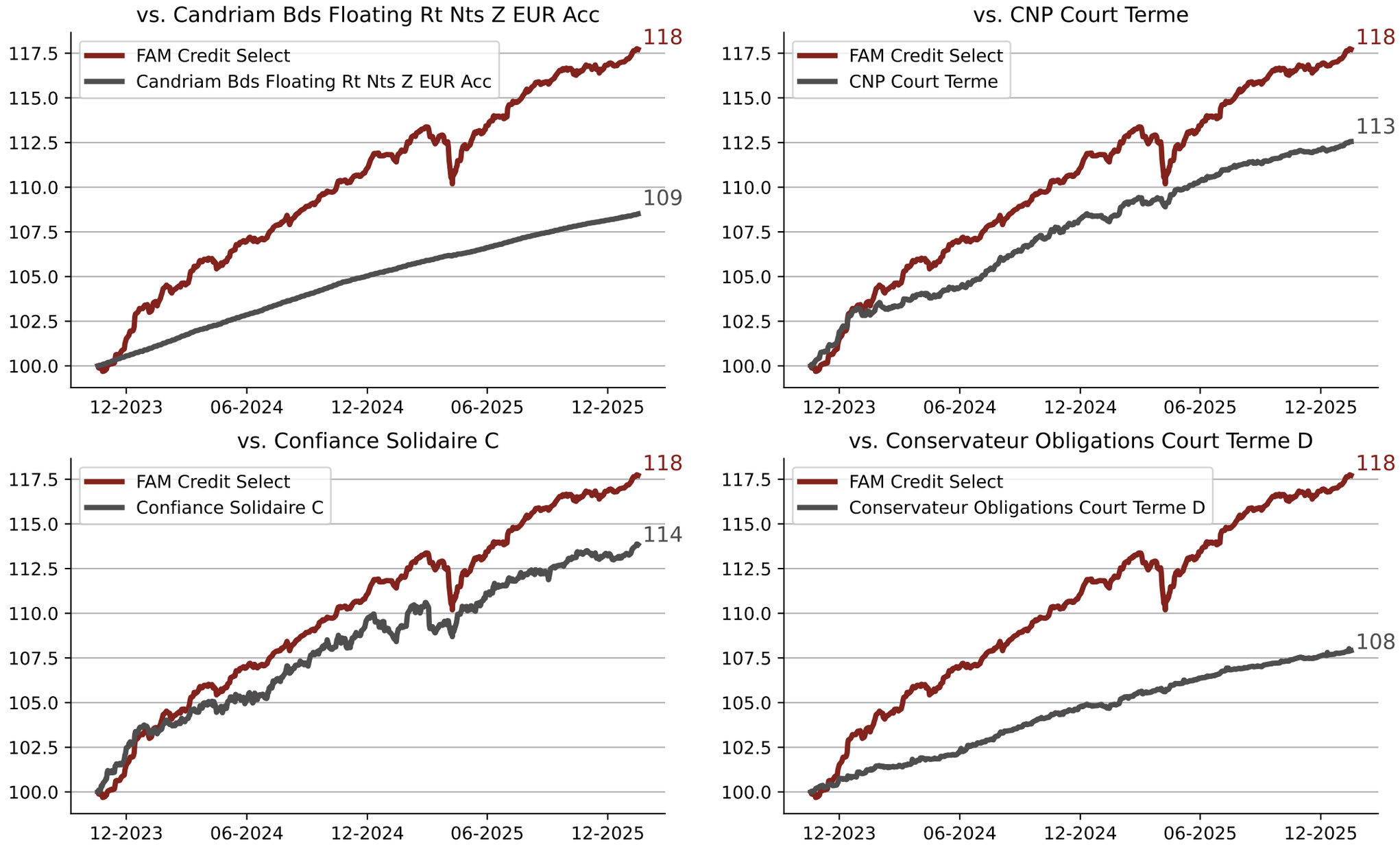
vs. Candriam Bds Floating Rt Nts Z EUR Acc
FAM Credit Select
Candriam Bds Floating Rt Nts Z EUR Acc
118
109
vs. CNP Court Terme
FAM Credit Select
CNP Court Terme
118
113
vs. Confiance Solidaire C
FAM Credit Select
Confiance Solidaire C
118
114
vs. Conservateur Obligations Court Terme D
FAM Credit Select
Conservateur Obligations Court Terme D
118
108
117.5
115.0
112.5
110.0
107.5
105.0
102.5
100.0
12-2023
06-2024
12-2024
06-2025
12-2025

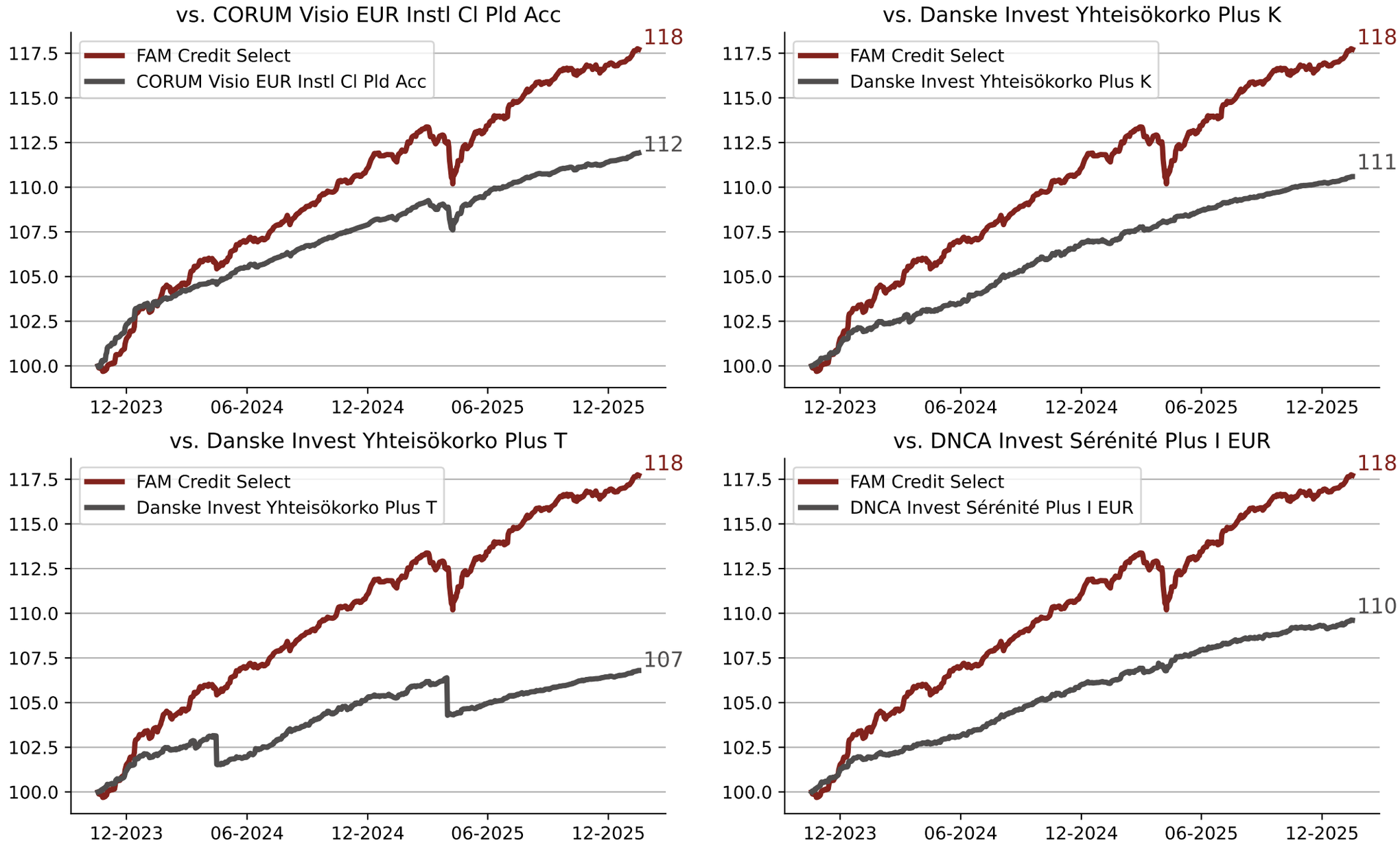
vs. CORUM Visio EUR Instl Cl Pld Acc
FAM Credit Select
CORUM Visio EUR Instl Cl Pld Acc
118
112
vs. Danske Invest Yhteisökorko Plus K
FAM Credit Select
Danske Invest Yhteisökorko Plus K
118
111
vs. Danske Invest Yhteisökorko Plus T
FAM Credit Select
Danske Invest Yhteisökorko Plus T
118
107
vs. DNCA Invest Sérénité Plus I EUR
FAM Credit Select
DNCA Invest Sérénité Plus I EUR
118
110
117.5
115.0
112.5
110.0
107.5
105.0
102.5
100.0
12-2023
06-2024
12-2024
06-2025
12-2025

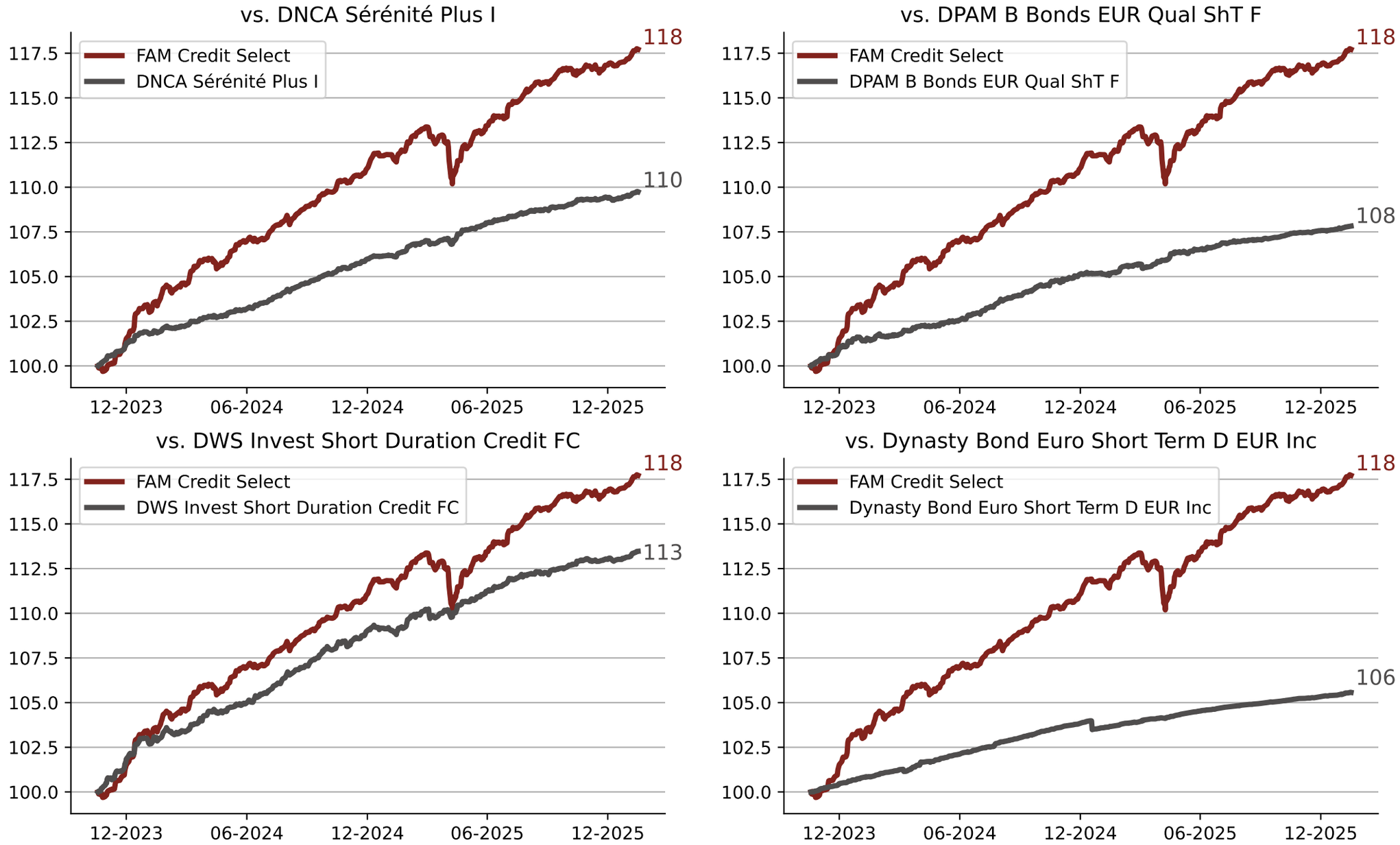
vs. DNCA Sérénité Plus I
FAM Credit Select
DNCA Sérénité Plus I
118
110
vs. DPAM B Bonds EUR Qual ShT F
FAM Credit Select
DPAM B Bonds EUR Qual ShT F
118
108
vs. DWS Invest Short Duration Credit FC
FAM Credit Select
DWS Invest Short Duration Credit FC
118
113
vs. Dynasty Bond Euro Short Term D EUR Inc
FAM Credit Select
Dynasty Bond Euro Short Term D EUR Inc
118
106
117.5
115.0
112.5
110.0
107.5
105.0
102.5
100.0
12-2023
06-2024
12-2024
06-2025
12-2025

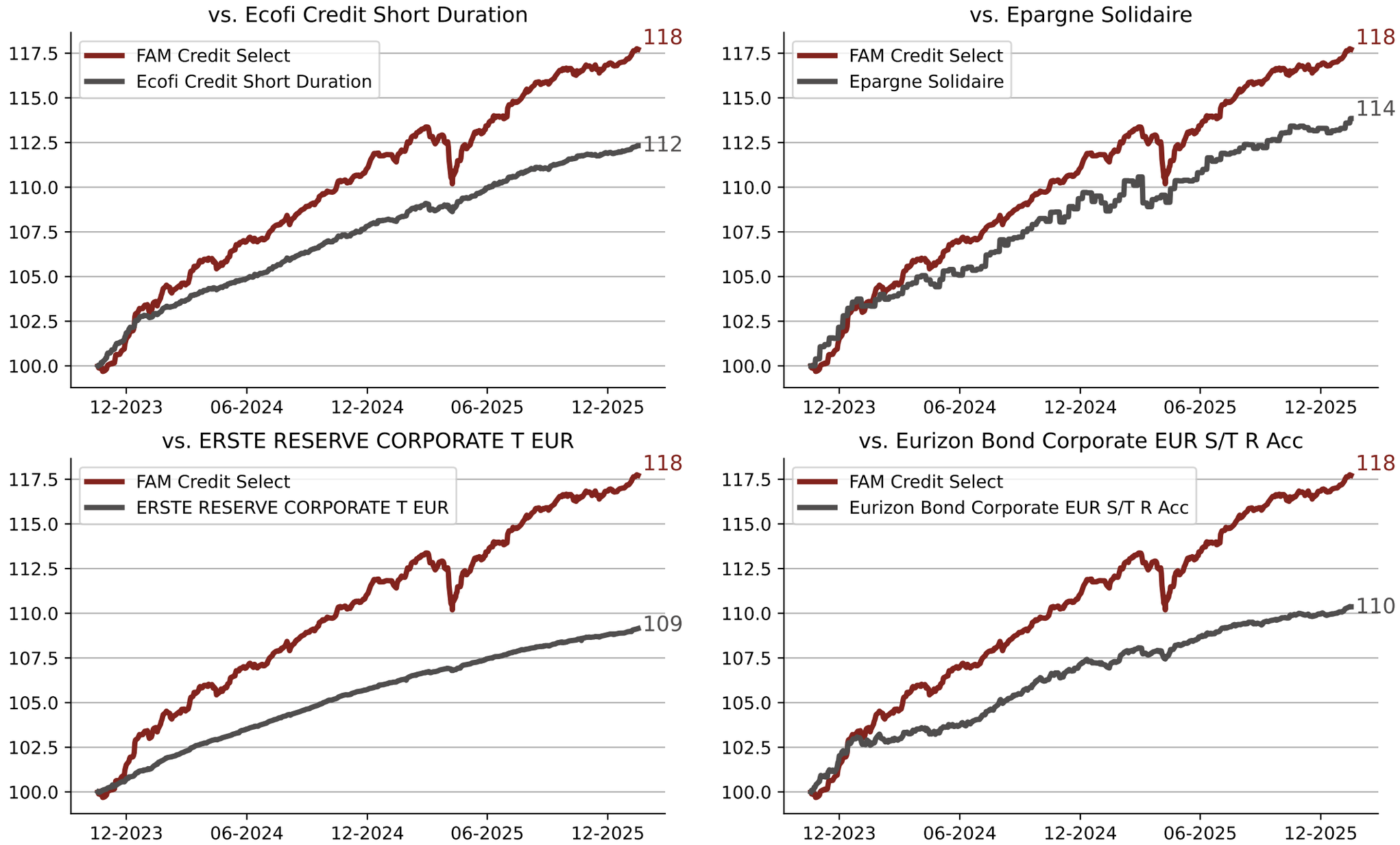
vs. Ecofi Credit Short Duration
FAM Credit Select
Ecofi Credit Short Duration
118
112
vs. Epargne Solidaire
FAM Credit Select
Epargne Solidaire
118
114
vs. ERSTE RESERVE CORPORATE T EUR
FAM Credit Select
ERSTE RESERVE CORPORATE T EUR
118
109
vs. Eurizon Bond Corporate EUR S/T R Acc
FAM Credit Select
Eurizon Bond Corporate EUR S/T R Acc
118
110
117.5
115.0
112.5
110.0
107.5
105.0
102.5
100.0
12-2023
06-2024
12-2024
06-2025
12-2025

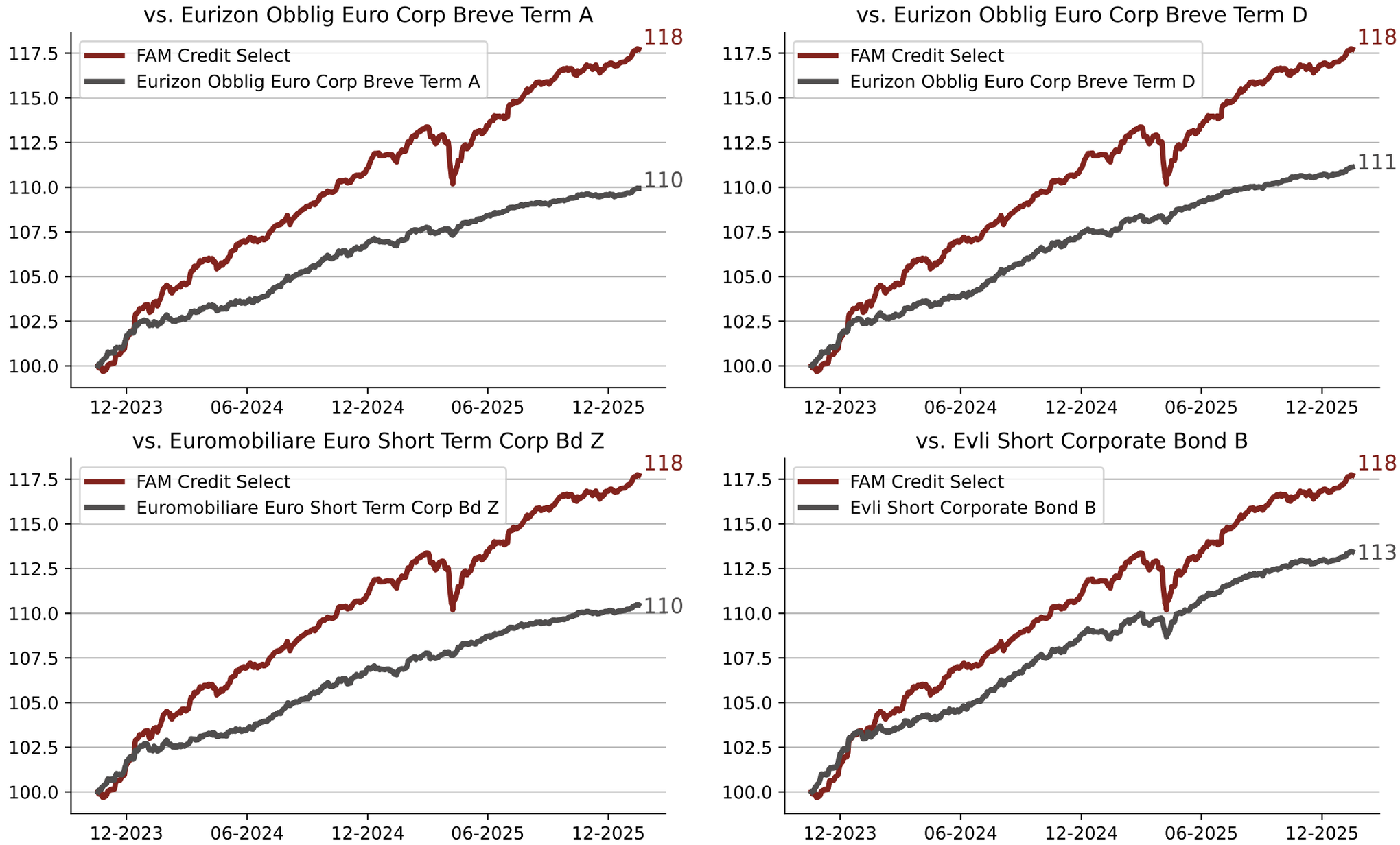
vs. Eurizon Obblig Euro Corp Breve Term A
FAM Credit Select
Eurizon Obblig Euro Corp Breve Term A
118
110
vs. Eurizon Obblig Euro Corp Breve Term D
FAM Credit Select
Eurizon Obblig Euro Corp Breve Term D
118
111
vs. Euromobiliare Euro Short Term Corp Bd Z
FAM Credit Select
Euromobiliare Euro Short Term Corp Bd Z
118
110
vs. Evli Short Corporate Bond B
FAM Credit Select
Evli Short Corporate Bond B
118
113
117.5
115.0
112.5
110.0
107.5
105.0
102.5
100.0
12-2023
06-2024
12-2024
06-2025
12-2025

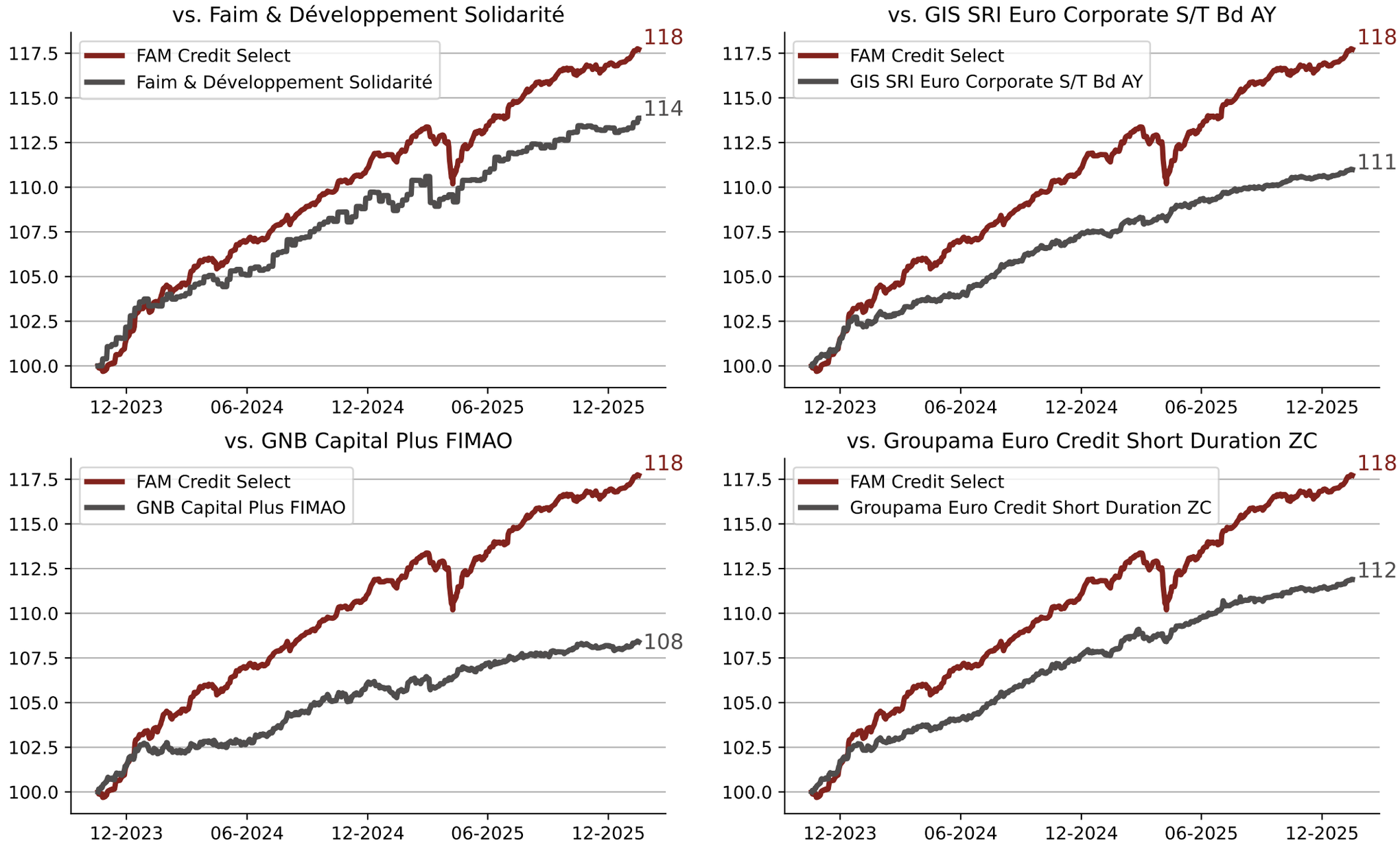
vs. Faim & Développement Solidarité
FAM Credit Select
Faim & Développement Solidarité
118
114
vs. GIS SRI Euro Corporate S/T Bd AY
FAM Credit Select
GIS SRI Euro Corporate S/T Bd AY
118
111
vs. GNB Capital Plus FIMAO
FAM Credit Select
GNB Capital Plus FIMAO
118
108
vs. Groupama Euro Credit Short Duration ZC
FAM Credit Select
Groupama Euro Credit Short Duration ZC
118
112
117.5
115.0
112.5
110.0
107.5
105.0
102.5
100.0
12-2023
06-2024
12-2024
06-2025
12-2025

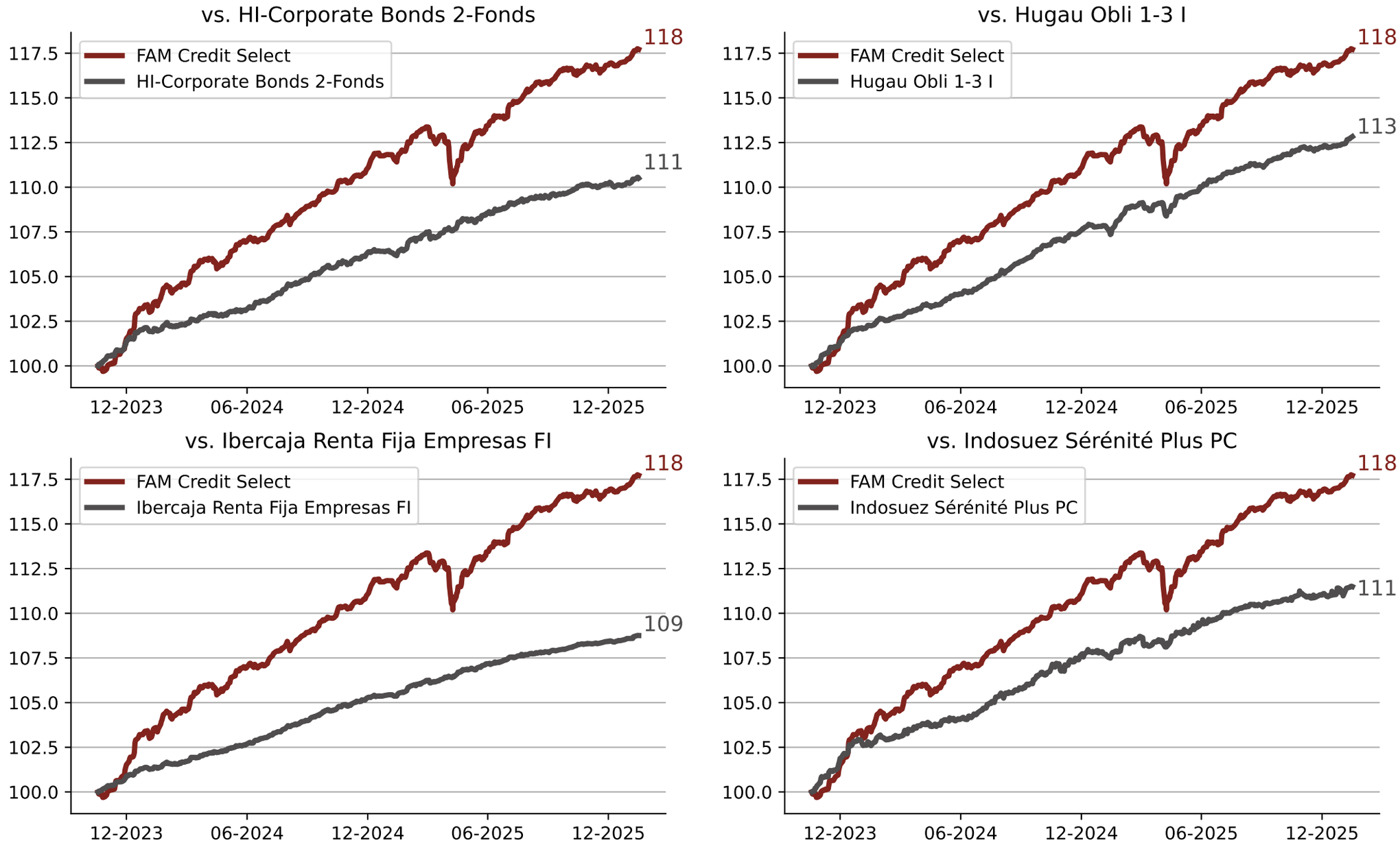
vs. HI-Corporate Bonds 2-Fonds
FAM Credit Select
HI-Corporate Bonds 2-Fonds
118
111
vs. Hugau Obli 1-3 I
FAM Credit Select
Hugau Obli 1-3 I
118
113
vs. Ibercaja Renta Fija Empresas FI
FAM Credit Select
Ibercaja Renta Fija Empresas FI
118
109
vs. Indosuez Sérénité Plus PC
FAM Credit Select
Indosuez Sérénité Plus PC
118
111
117.5
115.0
112.5
110.0
107.5
105.0
102.5
100.0
12-2023
06-2024
12-2024
06-2025
12-2025

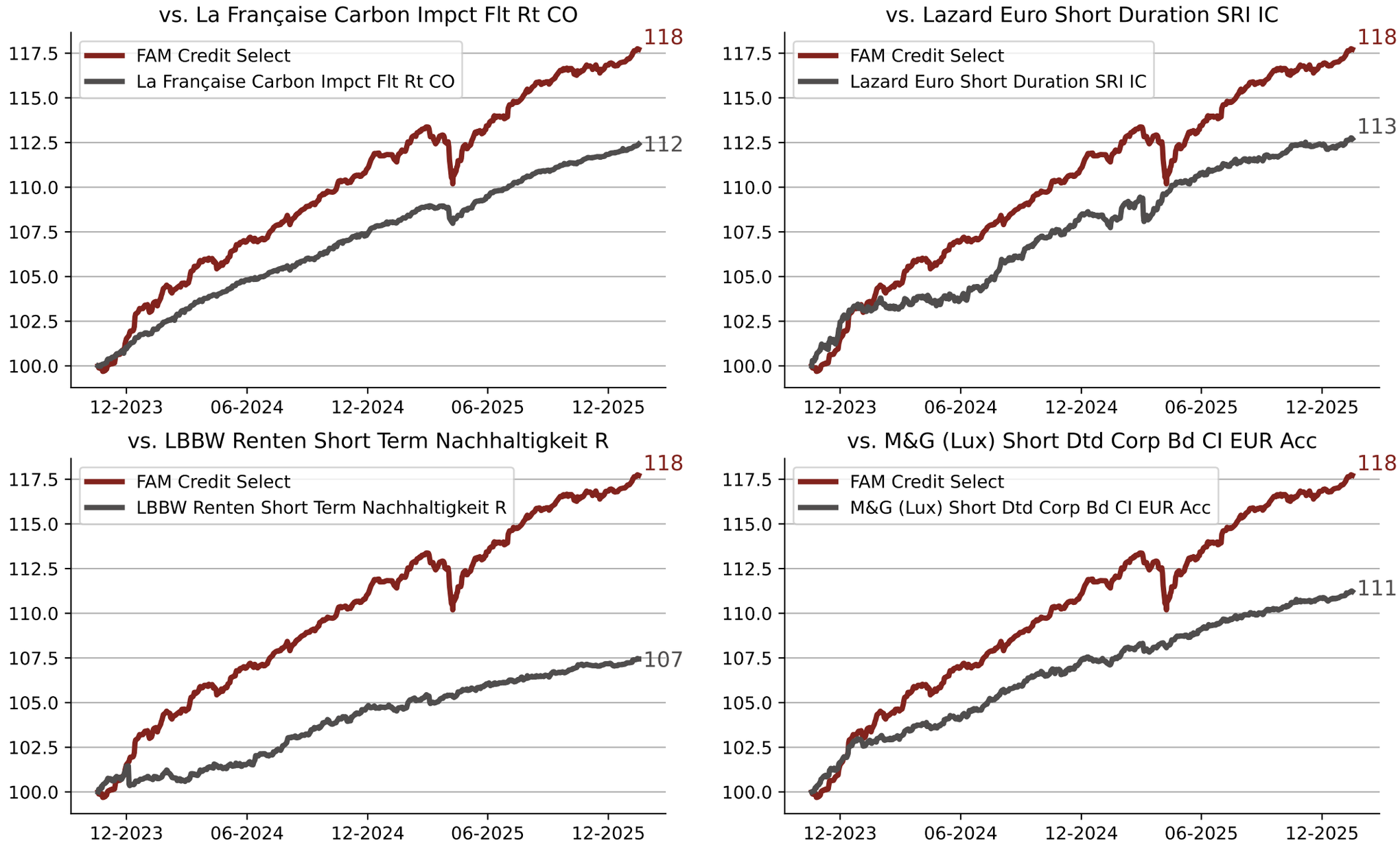
vs. La Française Carbon Impct Flt Rt CO
FAM Credit Select
La Française Carbon Impct Flt Rt CO
118
112
vs. Lazard Euro Short Duration SRI IC
FAM Credit Select
Lazard Euro Short Duration SRI IC
118
113
vs. LBBW Renten Short Term Nachhaltigkeit R
FAM Credit Select
LBBW Renten Short Term Nachhaltigkeit R
118
107
vs. M&G (Lux) Short Dtd Corp Bd CI EUR Acc
FAM Credit Select
M&G (Lux) Short Dtd Corp Bd CI EUR Acc
118
111
117.5
115.0
112.5
110.0
107.5
105.0
102.5
100.0
12-2023
06-2024
12-2024
06-2025
12-2025

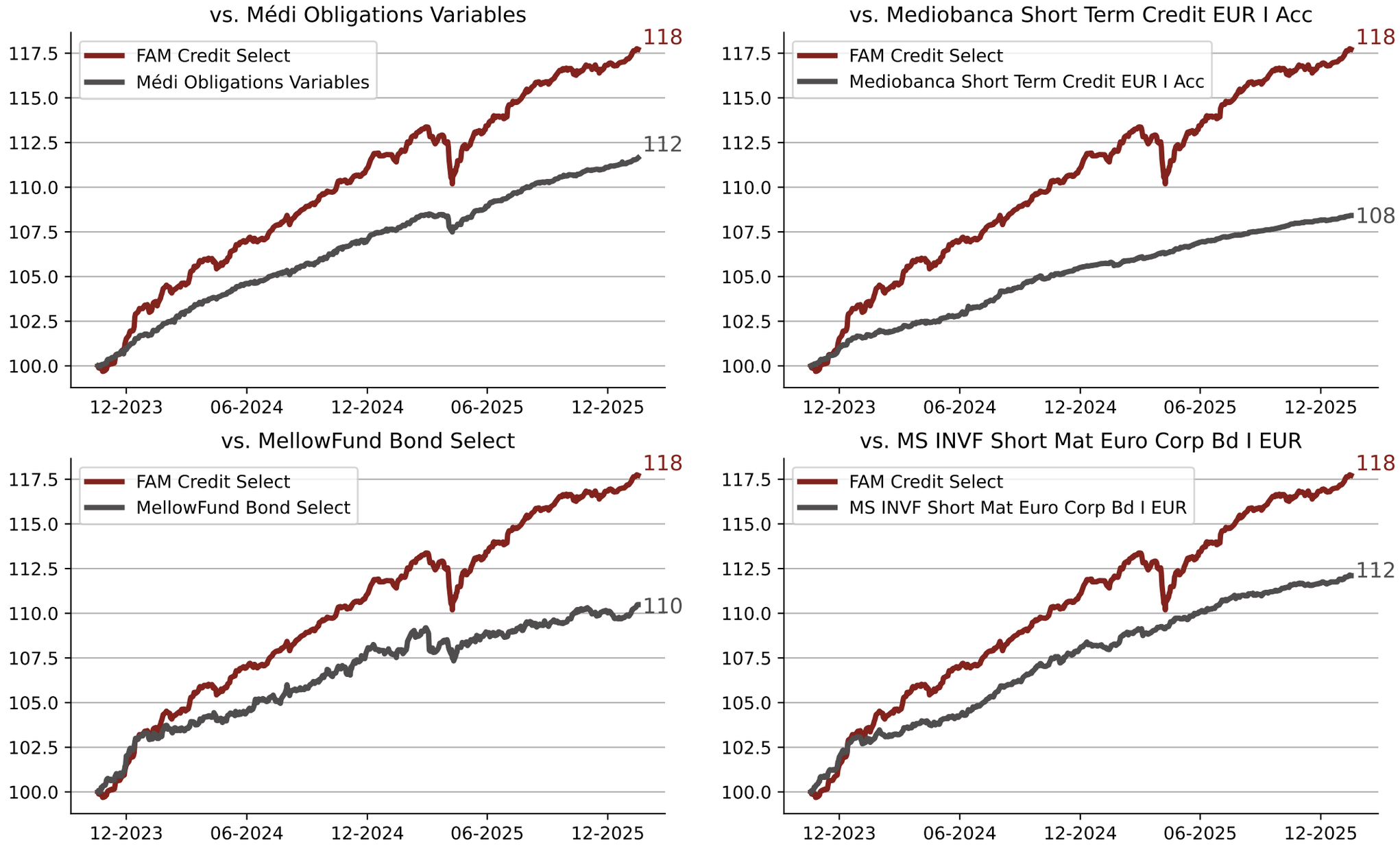
vs. Médi Obligations Variables
FAM Credit Select
Médi Obligations Variables
118
112
vs. Mediobanca Short Term Credit EUR I Acc
FAM Credit Select
Mediobanca Short Term Credit EUR I Acc
118
108
vs. MellowFund Bond Select
FAM Credit Select
MellowFund Bond Select
118
110
vs. MS INVF Short Mat Euro Corp Bd I EUR
FAM Credit Select
MS INVF Short Mat Euro Corp Bd I EUR
118
112
117.5
115.0
112.5
110.0
107.5
105.0
102.5
100.0
12-2023
06-2024
12-2024
06-2025
12-2025

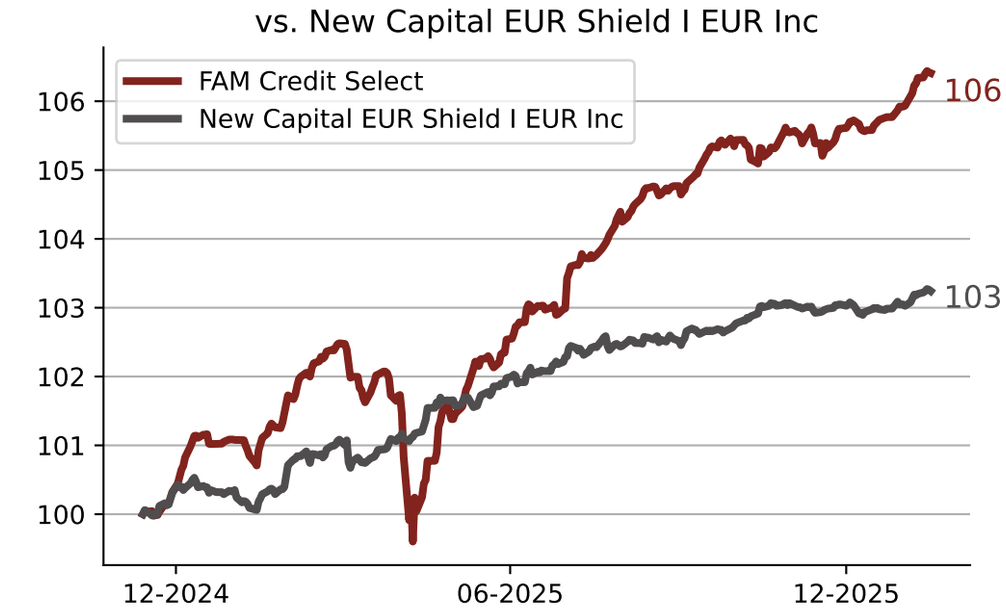
vs. New Capital EUR Shield I EUR Inc
FAM Credit Select
New Capital EUR Shield I EUR Inc
106
103
106
105
104
103
102
101
100
12-2024
06-2025
12-2025

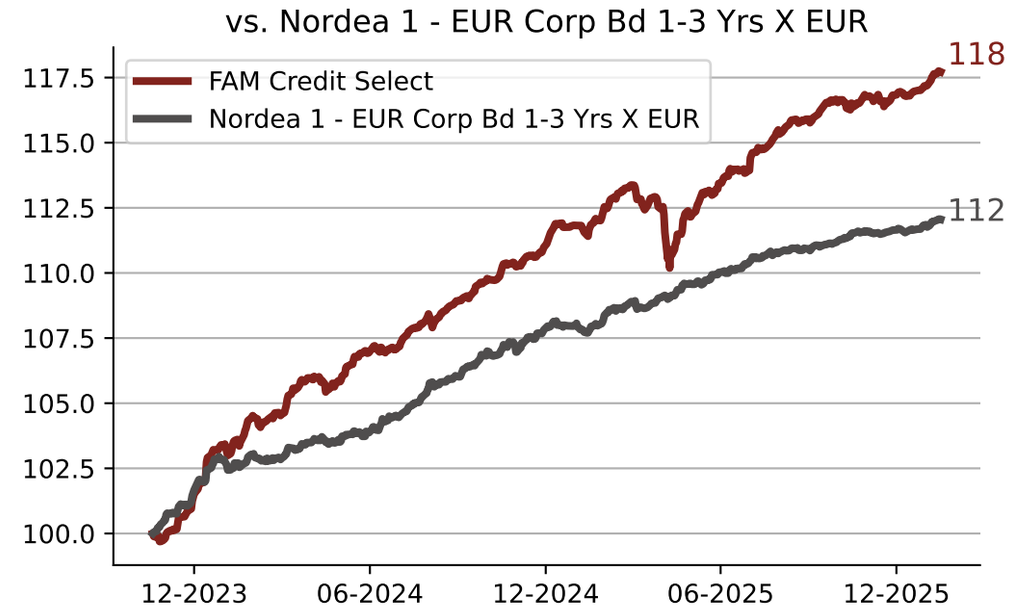
vs. Nordea 1 - EUR Corp Bd 1-3 Yrs X EUR
FAM Credit Select
Nordea 1 - EUR Corp Bd 1-3 Yrs X EUR
118
112
117.5
115.0
112.5
110.0
107.5
105.0
102.5
100.0
12-2023
06-2024
12-2024
06-2025
12-2025

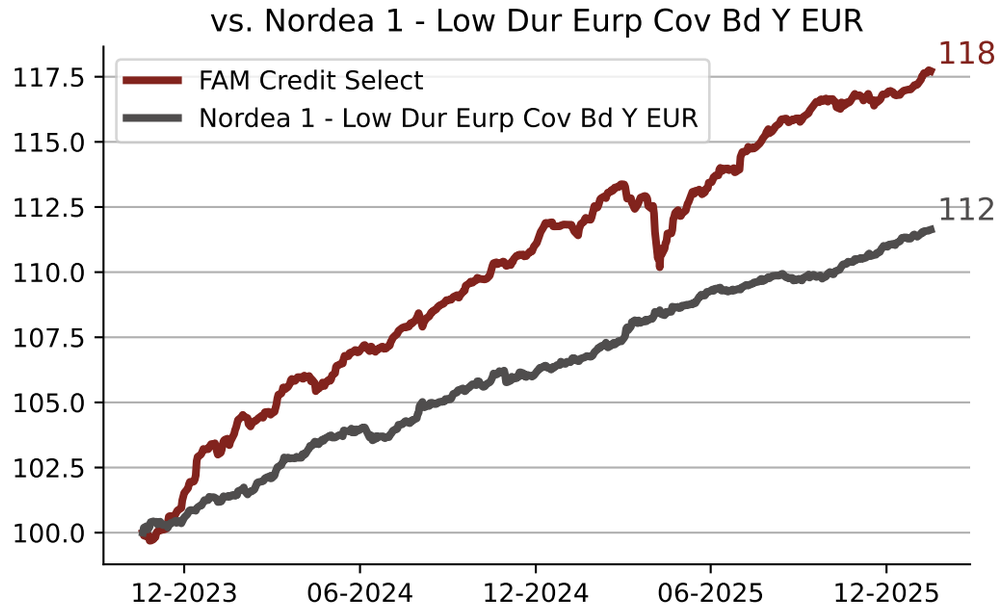
vs. Nordea 1 - Low Dur Eurp Cov Bd Y EUR
FAM Credit Select
Nordea 1 - Low Dur Eurp Cov Bd Y EUR
118
112
117.5
115.0
112.5
110.0
107.5
105.0
102.5
100.0
12-2023
06-2024
12-2024
06-2025
12-2025

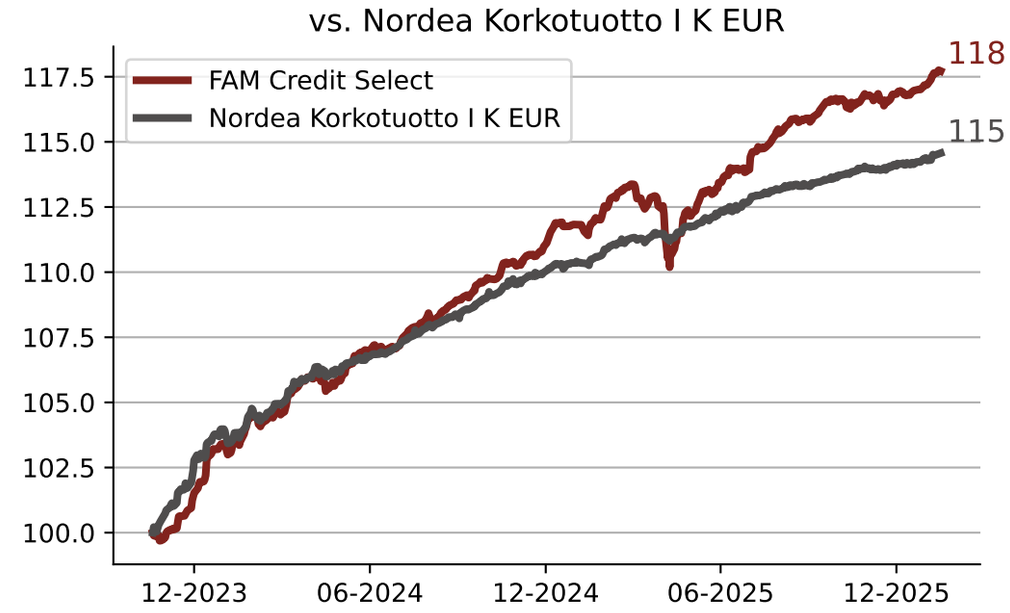
vs. Nordea Korkotuotto I K EUR
FAM Credit Select
Nordea Korkotuotto I K EUR
118
115
117.5
115.0
112.5
110.0
107.5
105.0
102.5
100.0
12-2023
06-2024
12-2024
06-2025
12-2025

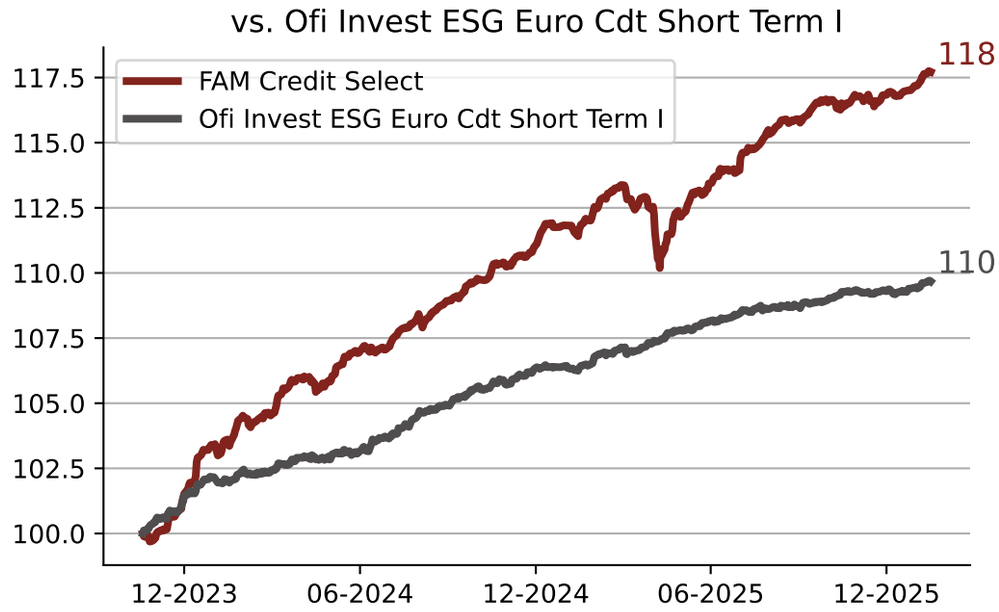
vs. Ofi Invest ESG Euro Cdt Short Term I
FAM Credit Select
Ofi Invest ESG Euro Cdt Short Term I
118
110
117.5
115.0
112.5
110.0
107.5
105.0
102.5
100.0
12-2023
06-2024
12-2024
06-2025
12-2025

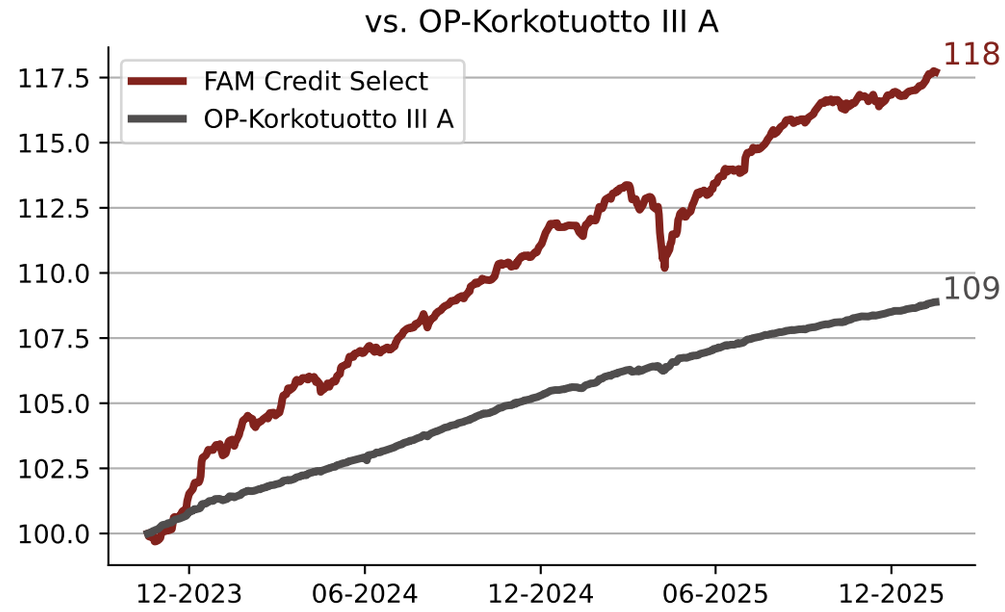
vs. OP-Korkotuotto III A
FAM Credit Select
OP-Korkotuotto III A
118
109
117.5
115.0
112.5
110.0
107.5
105.0
102.5
100.0
12-2023
06-2024
12-2024
06-2025
12-2025

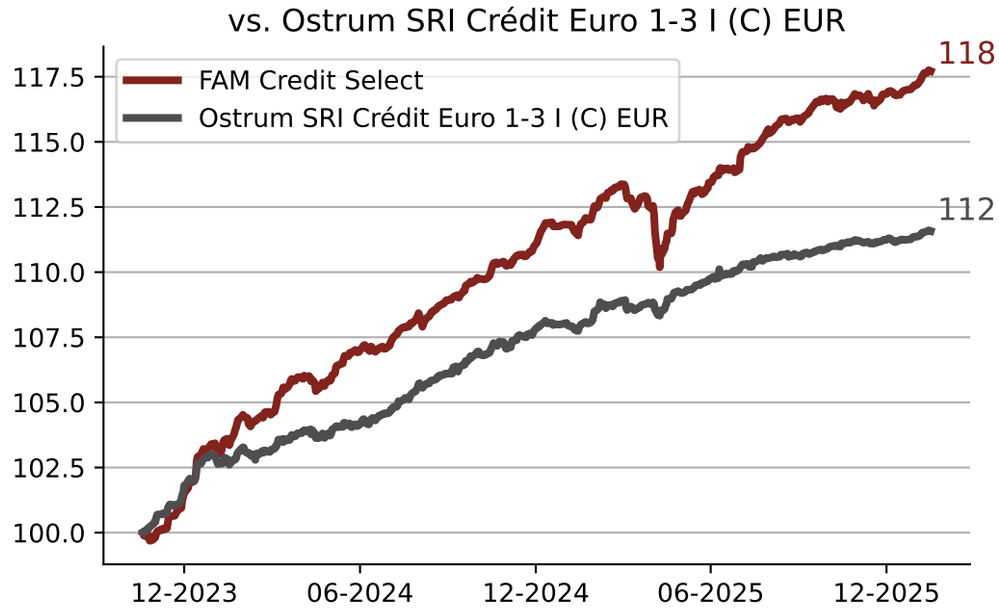
vs. Ostrum SRI Crédit Euro 1-3 I (C) EUR
FAM Credit Select
Ostrum SRI Crédit Euro 1-3 I (C) EUR
118
112
117.5
115.0
112.5
110.0
107.5
105.0
102.5
100.0
12-2023
06-2024
12-2024
06-2025
12-2025

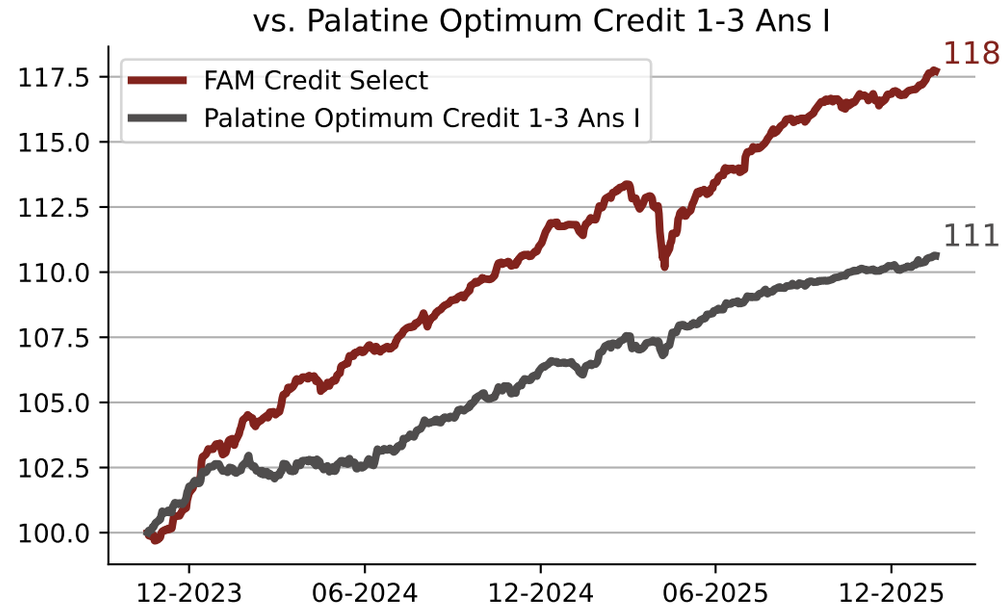
vs. Palatine Optimum Credit 1-3 Ans I
FAM Credit Select
Palatine Optimum Credit 1-3 Ans I
118
111
117.5
115.0
112.5
110.0
107.5
105.0
102.5
100.0
12-2023
06-2024
12-2024
06-2025
12-2025

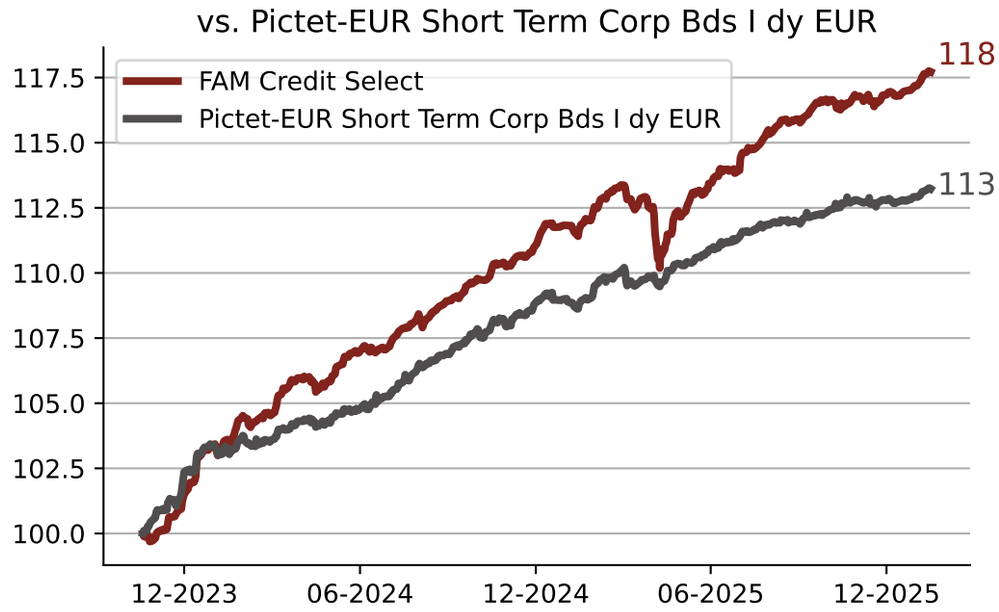
vs. Pictet-EUR Short Term Corp Bds I dy EUR
FAM Credit Select
Pictet-EUR Short Term Corp Bds I dy EUR
118
113
117.5
115.0
112.5
110.0
107.5
105.0
102.5
100.0
12-2023
06-2024
12-2024
06-2025
12-2025

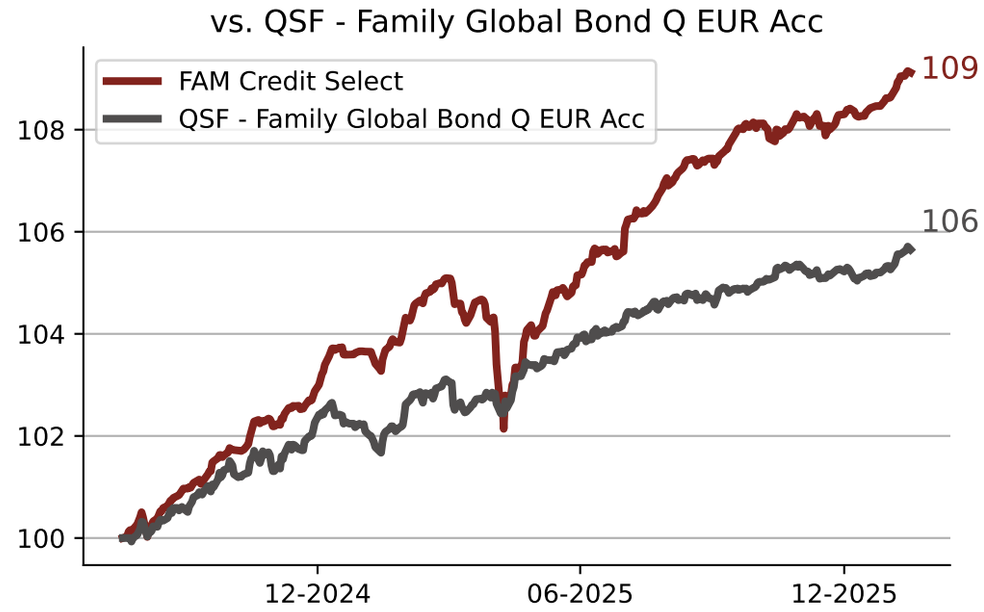
vs. QSF - Family Global Bond Q EUR Acc
FAM Credit Select
QSF - Family Global Bond Q EUR Acc
109
106
108
106
104
102
100
12-2024
06-2025
12-2025

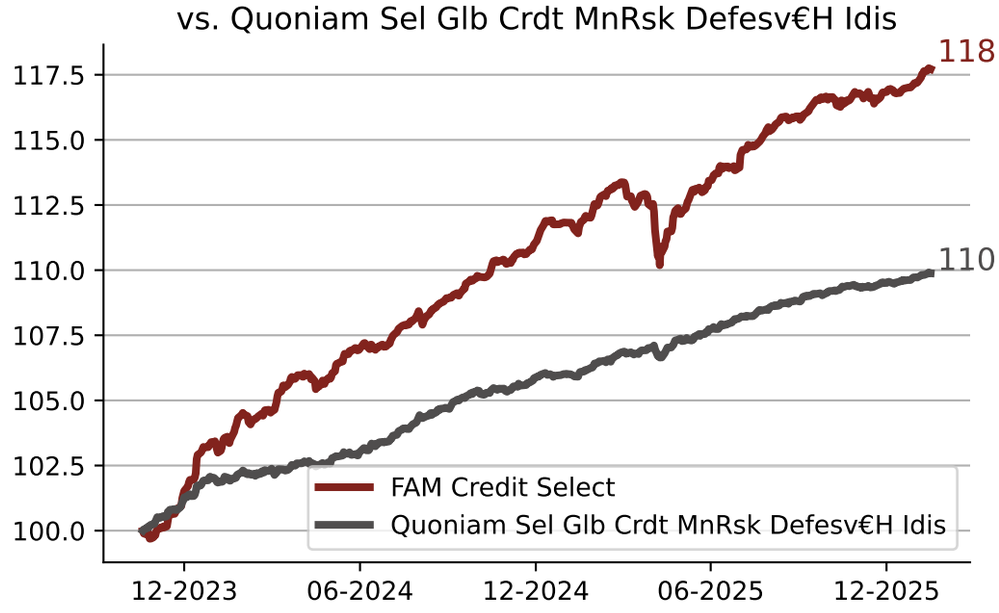
vs. Quoniam Sel Glb Crdt MnRsk Defesv€H Idis
FAM Credit Select
Quoniam Sel Glb Crdt MnRsk Defesv€H Idis
118
110
117.5
115.0
112.5
110.0
107.5
105.0
102.5
100.0
12-2023
06-2024
12-2024
06-2025
12-2025

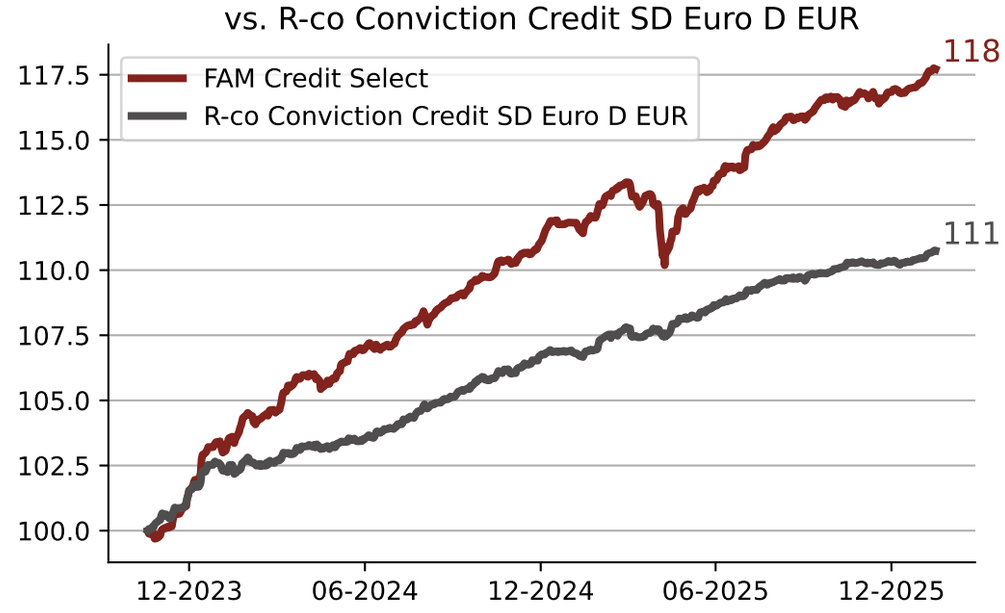
vs. R-co Conviction Credit SD Euro D EUR
FAM Credit Select
R-co Conviction Credit SD Euro D EUR
118
111
117.5
115.0
112.5
110.0
107.5
105.0
102.5
100.0
12-2023
06-2024
12-2024
06-2025
12-2025

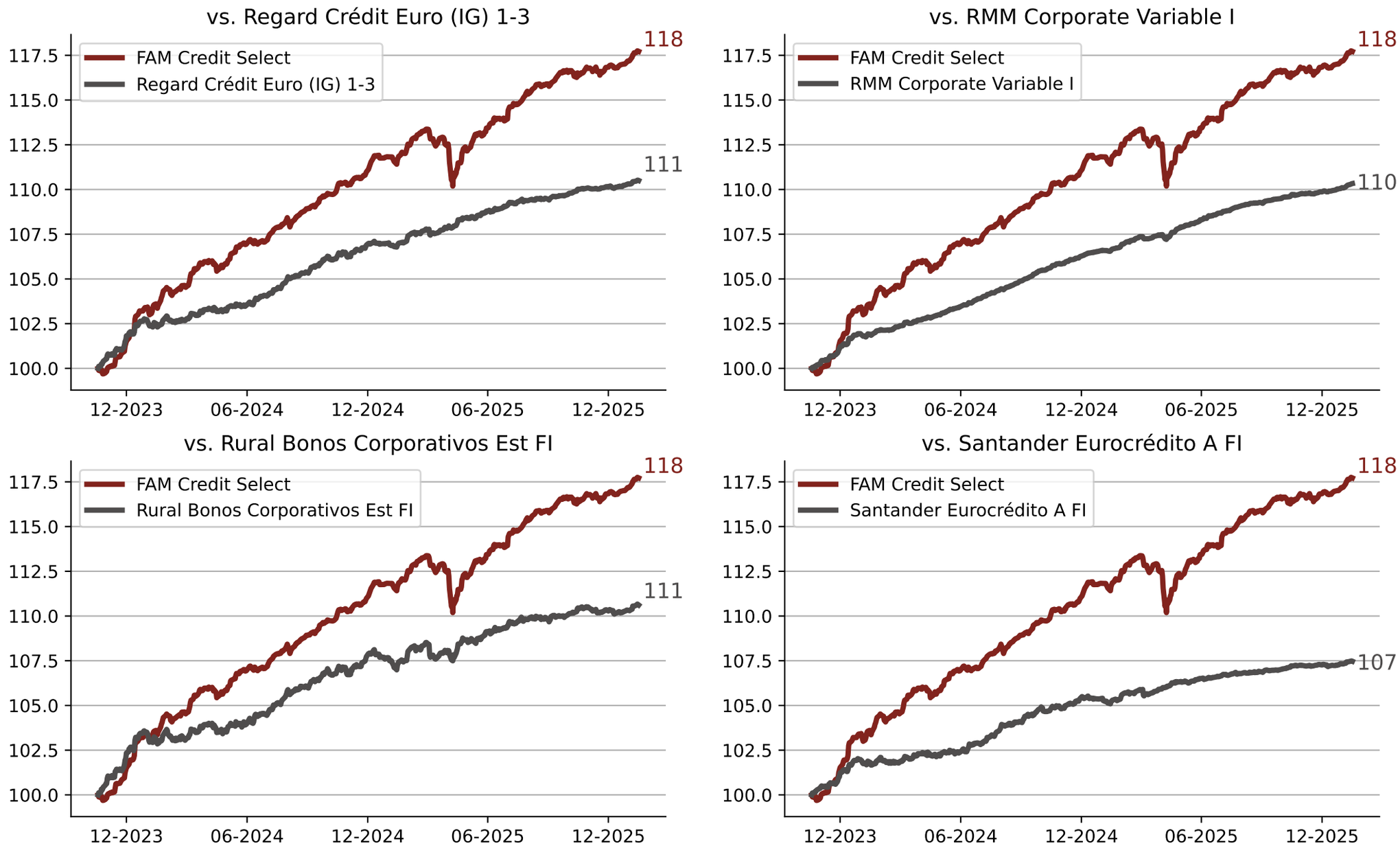
vs. Regard Crédit Euro (IG) 1-3
FAM Credit Select
Regard Crédit Euro (IG) 1-3
118
111
vs. RMM Corporate Variable I
FAM Credit Select
RMM Corporate Variable I
118
110
vs. Rural Bonos Corporativos Est FI
FAM Credit Select
Rural Bonos Corporativos Est FI
118
111
vs. Santander Eurocrédito A FI
FAM Credit Select
Santander Eurocrédito A FI
118
107
117.5
115.0
112.5
110.0
107.5
105.0
102.5
100.0
12-2023
06-2024
12-2024
06-2025
12-2025

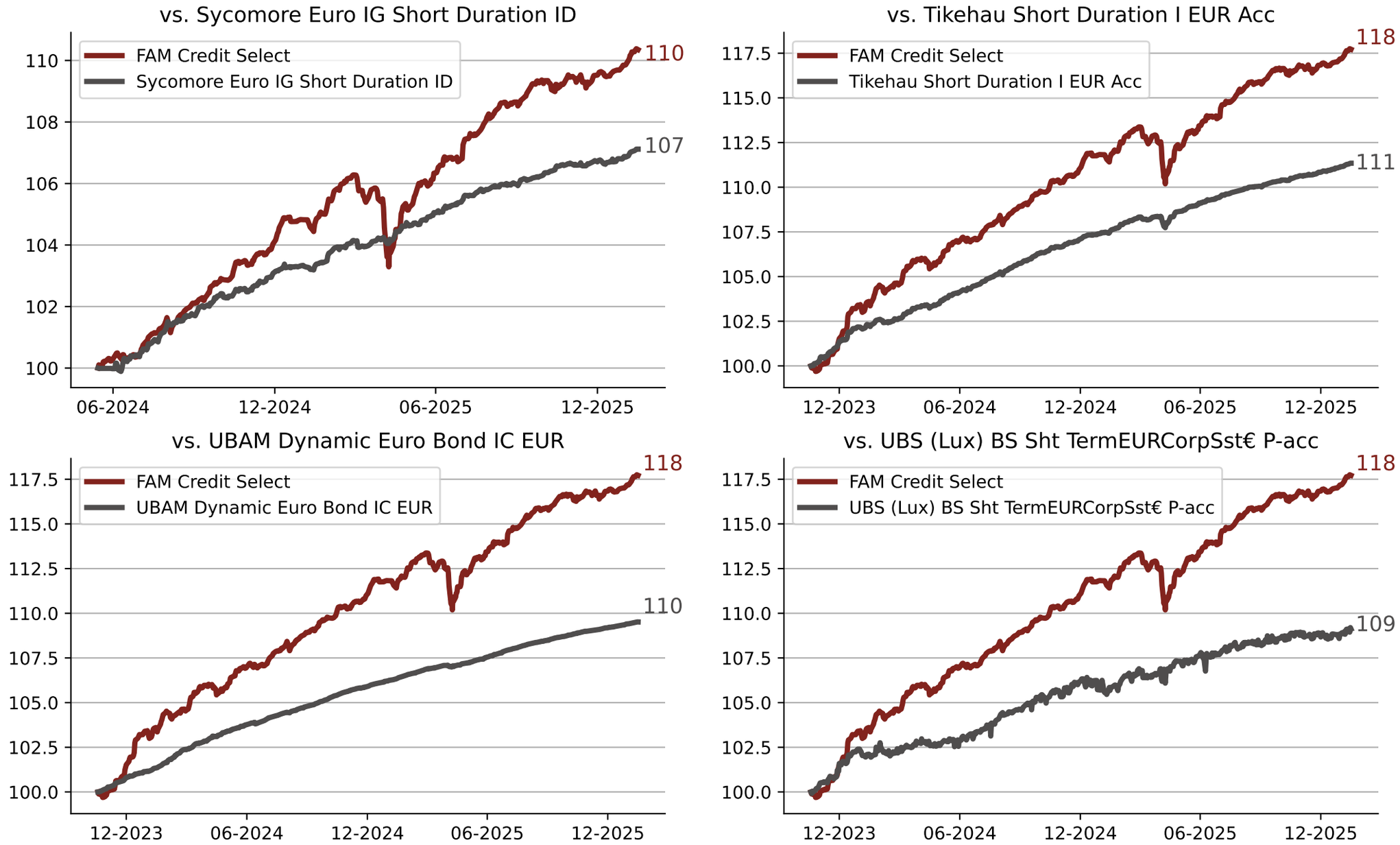
vs. Sycomore Euro IG Short Duration ID
FAM Credit Select
Sycomore Euro IG Short Duration ID
110
107
110
108
106
104
102
100
06-2024
12-2024
06-2025
12-2025
vs. Tikehau Short Duration I EUR Acc
FAM Credit Select
Tikehau Short Duration I EUR Acc
118
111
117.5
115.0
112.5
110.0
107.5
105.0
102.5
100.0
12-2023
06-2024
12-2024
06-2025
12-2025
vs. UBAM Dynamic Euro Bond IC EUR
FAM Credit Select
UBAM Dynamic Euro Bond IC EUR
118
110
117.5
115.0
112.5
110.0
107.5
105.0
102.5
100.0
12-2023
06-2024
12-2024
06-2025
12-2025
vs. UBS (Lux) BS Sht TermEURCorpSst€ P-acc
FAM Credit Select
UBS (Lux) BS Sht TermEURCorpSst€ P-acc
118
109
117.5
115.0
112.5
110.0
107.5
105.0
102.5
100.0
12-2023
06-2024
12-2024
06-2025
12-2025

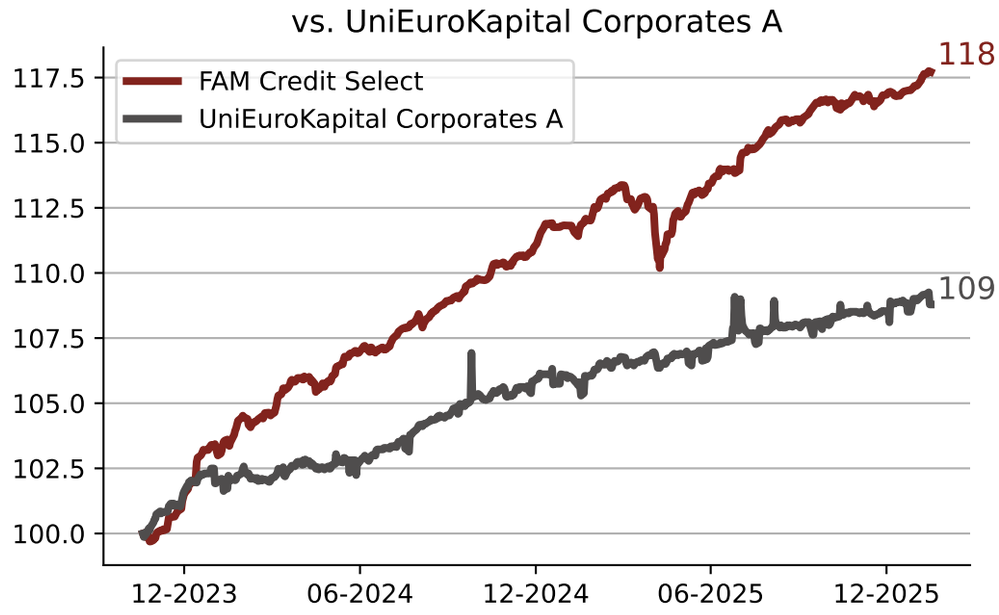
vs. UniEuroKapital Corporates A
FAM Credit Select
UniEuroKapital Corporates A
118
109
117.5
115.0
112.5
110.0
107.5
105.0
102.5
100.0
12-2023
06-2024
12-2024
06-2025
12-2025

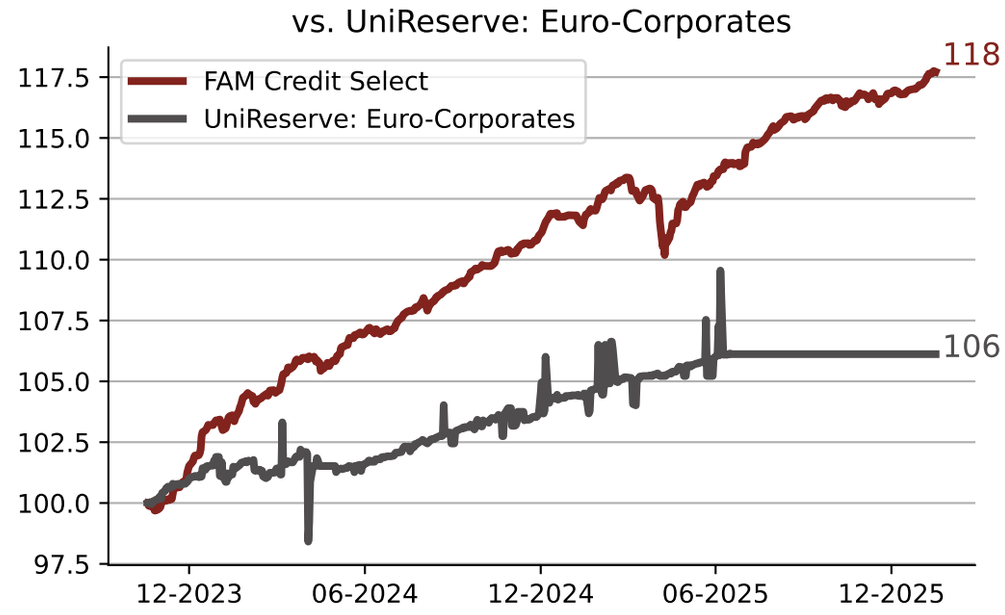
vs. UniReserve: Euro-Corporates
FAM Credit Select
UniReserve: Euro-Corporates
118
106
117.5
115.0
112.5
110.0
107.5
105.0
102.5
100.0
97.5
12-2023
06-2024
12-2024
06-2025
12-2025